

**MEGHALAYA BOARD OF SCHOOL EDUCATION**  
**HIGHER SECONDARY SCHOOL LEAVING CERTIFICATE EXAMINATION, 2023**  
**( ARTS STREAM )**

**ABSTRACT OF RESULTS**

Category	No. of Candidates		No. of Candidates passed in					Total Pass	Percentage of Pass
	Applied	Appeared	First Division	Second Division	Third Division	Compart - mental	Improvement		
<b>REGULAR</b>									
Male	8960	8880	544	2237	4461	-	-	7242	81.55
Female	13882	13809	1352	4727	6128	-	-	12207	88.40
<b>Total</b>	<b>22842</b>	<b>22689</b>	<b>1896</b>	<b>6964</b>	<b>10589</b>	<b>-</b>	<b>-</b>	<b>19449</b>	<b>85.72</b>
<b>NON-REGULAR</b>									
Male	1494	1323	-	4	104	239	72	419	31.67
Female	1562	1425	-	-	128	231	198	557	39.09
<b>Total</b>	<b>3056</b>	<b>2748</b>	<b>-</b>	<b>4</b>	<b>232</b>	<b>470</b>	<b>270</b>	<b>976</b>	<b>35.52</b>
<b>Grand Total</b>	<b>25898</b>	<b>25437</b>	<b>1896</b>	<b>6968</b>	<b>10821</b>	<b>470</b>	<b>270</b>	<b>20425</b>	<b>80.30</b>

[ vii ]



( T. R. Laloo )  
 Controller of Examinations,  
 Meghalaya Board of School Education,  
 Tura

Dated Tura,  
 the 26th May, 2023

**MEGHALAYA BOARD OF SCHOOL EDUCATION**  
**HIGHER SECONDARY SCHOOL LEAVING CERTIFICATE EXAMINATION, 2023**  
**( ARTS STREAM )**

**CATEGORY-WISE / GENDER-WISE PERCENTAGE OF PASS**

Category	Applied	Appeared	No. of Candidates Passed						Pass Percentage
			1st Div.	2nd Div.	3rd Div.	Comp.	Imprv.	Total	

**Schedule Caste**

Male	70	70	1	6	33	1	Nil	41	58.57
Female	70	68	5	14	27	Nil	Nil	46	67.65

**Schedule Tribe**

Male	9811	9576	523	2179	4295	231	71	7299	76.22
Female	14577	14385	1282	4528	5896	223	196	12125	84.29


**OBC**

Male	59	59	2	12	29	1	Nil	44	74.58
Female	66	65	10	16	29	Nil	Nil	55	84.62

**General**

Male	514	498	18	44	208	6	1	277	55.62
Female	731	716	55	169	304	8	2	538	75.14

<b>Grand Total</b>	<b>25898</b>	<b>25437</b>	<b>1896</b>	<b>6968</b>	<b>10821</b>	<b>470</b>	<b>270</b>	<b>20425</b>	<b>80.30</b>
--------------------	--------------	--------------	-------------	-------------	--------------	------------	------------	--------------	--------------



( T. R. Laloo )

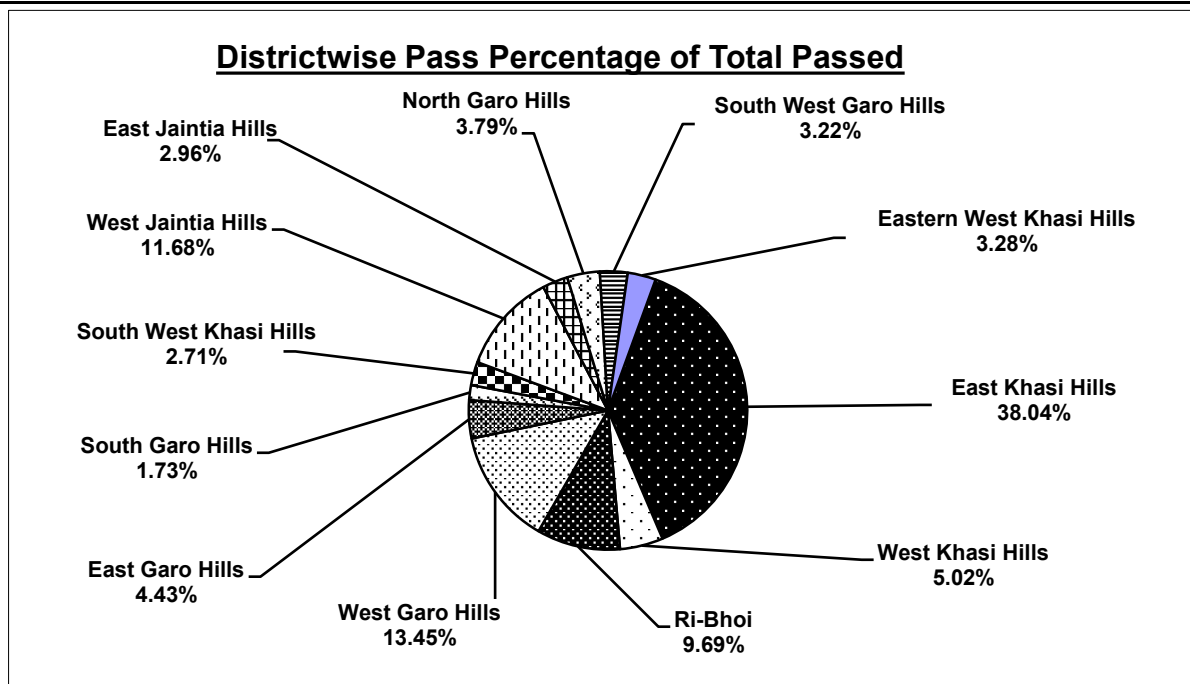
Controller of Examinations,  
 Meghalaya Board of School Education,  
 Tura

Dated Tura,  
 the 26th May, 2023

**MEGHALAYA BOARD OF SCHOOL EDUCATION**  
**HIGHER SECONDARY SCHOOL LEAVING CERTIFICATE EXAMINATION, 2023**  
**( ARTS STREAM )**

**District-wise Percentage of Pass**

Districts	No. of Candidates		Percentage of Pass
	Appeared	Passed	
East Khasi Hills	8640	7770	89.93
West Khasi Hills	1128	1026	90.96
Ri-Bhoi	2249	1980	88.04
West Garo Hills	4114	2748	66.80
East Garo Hills	1208	905	74.92
South Garo Hills	717	353	49.23
South West Khasi Hills	722	554	76.73
West Jaintia Hills	2929	2386	81.46
East Jaintia Hills	840	603	71.79
North Garo Hills	1188	774	65.15
South West Garo Hills	972	657	67.59
Eastern West Khasi Hills	730	669	91.64
<b>Grand Total</b>	<b>25437</b>	<b>20425</b>	<b>80.30</b>



*(Signature)*

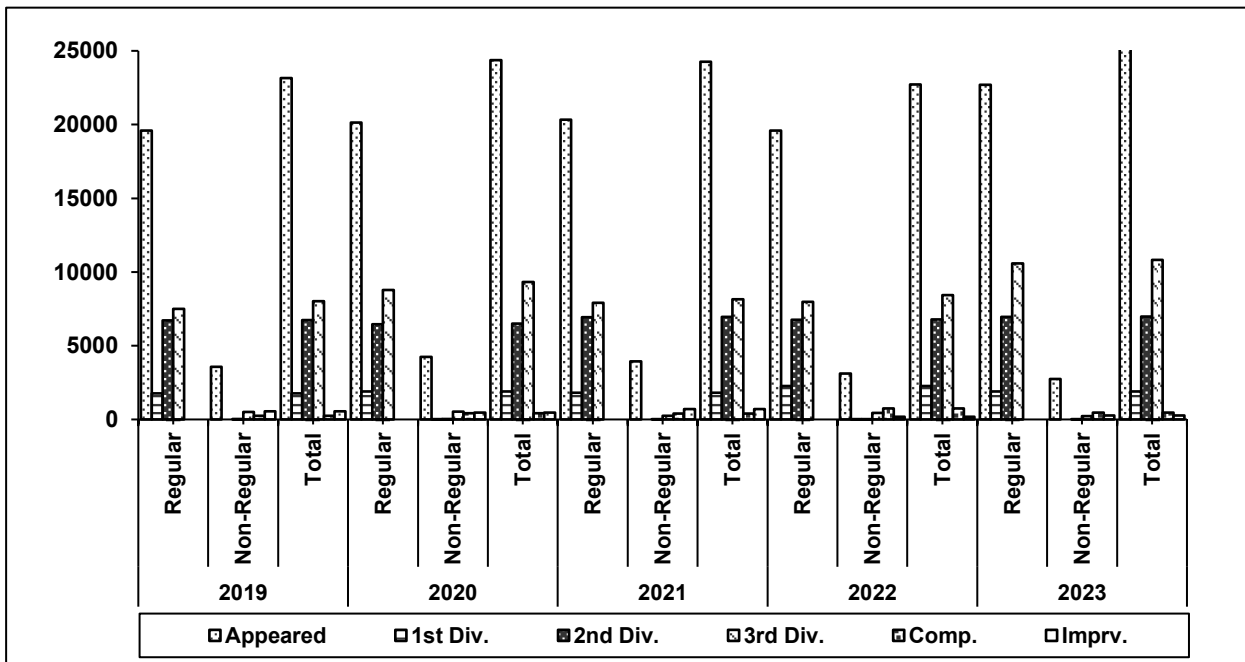
Controller of Examinations,  
Meghalaya Board of School Education,  
Tura

Dated Tura,  
the 26th May, 2023

**MEGHALAYA BOARD OF SCHOOL EDUCATION**  
**HIGHER SECONDARY SCHOOL LEAVING CERTIFICATE EXAMINATION, 2023**  
**( ARTS STREAM )**

**STATEMENT OF HSSLC EXAMINATION RESULTS FOR FIVE YEARS ( 2019-2023 )**

Year of Examination	Category	Appeared	No. of Candidates Passed					Pass Percentage	
			1st Div.	2nd Div.	3rd Div.	Comp.	Imprv.		Total
2019	Regular	19583	1766	6712	7506	0	0	15984	81.62
	Non-Regular	3577	0	26	509	240	559	1334	37.29
	<b>Total</b>	<b>23160</b>	<b>1766</b>	<b>6738</b>	<b>8015</b>	<b>240</b>	<b>559</b>	<b>17318</b>	<b>74.78</b>
2020	Regular	20133	1887	6466	8787	0	0	17140	85.13
	Non-Regular	4238	1	24	540	417	467	1449	34.19
	<b>Total</b>	<b>24371</b>	<b>1888</b>	<b>6490</b>	<b>9327</b>	<b>417</b>	<b>467</b>	<b>18589</b>	<b>76.28</b>
2021	Regular	20323	1814	6930	7906	0	0	16650	81.93
	Non-Regular	3944	0	17	255	404	713	1389	35.22
	<b>Total</b>	<b>24267</b>	<b>1814</b>	<b>6947</b>	<b>8161</b>	<b>404</b>	<b>713</b>	<b>18039</b>	<b>74.34</b>
2022	Regular	19593	2271	6769	7984	0	0	17024	86.89
	Non-Regular	3118	1	11	453	755	190	1410	45.22
	<b>Total</b>	<b>22711</b>	<b>2272</b>	<b>6780</b>	<b>8437</b>	<b>755</b>	<b>190</b>	<b>18434</b>	<b>81.17</b>
2023	Regular	22689	1896	6964	10589	0	0	19449	85.72
	Non-Regular	2748	0	4	232	470	270	976	35.52
	<b>Total</b>	<b>25437</b>	<b>1896</b>	<b>6968</b>	<b>10821</b>	<b>470</b>	<b>270</b>	<b>20425</b>	<b>80.30</b>





( T. R. Laloo )  
 Controller of Examinations,  
 Meghalaya Board of School Education,  
 Tura

Dated Tura,  
 the 26th May, 2023